


		<h1 style="text-align: center;">THE GAMALIEL</h1>				
REGION: MBEYA DISTRICT: MBEYA		SCHOOL AVERAGE: 180.9			BAND	3
					CATEGORY	BELOW 40
<h2 style="text-align: center;">SUBJECT PERFORMANCE ANALYSIS</h2>						
SUBJECT NAME		AVG %		RNK		
KISWAHILI		41.4 83%		1		
SCIENCE		38.1 76%		2		
ENGLISH		37.8 76%		3		
MATHEMATICS		32.7 65%		4		
SOCIAL STUDIES		31.0 62%		5		
BOYS/GIRLS PASS RATE		STD		AVG %		
BOYS		11		0.38 38%		
GIRLS		18		0.62 62%		

<h2 style="text-align: center;">GRADE ANALYSIS SUMMARY</h2>						
SUBJECT NAME/GRADE		A	B	C	D	E
MATHEMATICS		8	6	14	1	0
KISWAHILI		17	12	0	0	0
ENGLISH		8	19	2	0	0
SCIENCE		10	15	3	0	0
SOCIAL STUDIES		3	14	10	2	0
OVERALL GRADE ANALYSIS		NO.	SEATED		%	
A		8	29		28%	
B		17			59%	
C		4			14%	
D		0	0		0%	
E		0			0%	

BOYS VS GIRLS PASSRATE (%)		
	38%	
		62% GIRLS

OVERALL PERFORMANCE ANALYSIS		
REGISTERED	29	100%
SEATED	29	100%
ABSENTEES	0	0%
PASSED	29	100%
FAILED	0	0%
SCHOOL POSITION	44	
TOTAL SCHOOLS	52	

INDEX	NAME	SEX	MATHEMATICS		KISWAHILI		ENGLISH		SCIENCE		SOCIAL STUDIES		TOTAL	AVERAGE	OVR GRADE	SCH POSITION	OVERALL POSITION
1	ABDURAZACK OMARY NDAMUNGU	M	48	A	45	A	47	A	49	A	41	A	230	46	A	1	309
2	REWINCE GODANCE MWAJOMBE	M	39	B	47	A	43	A	49	A	41	A	219	44	A	2	1020
3	JUDITH DANIEL MWAMWAJA	F	43	A	48	A	44	A	42	A	36	B	213	43	A	3	1426.5
4	DANIEL RODGERS MWAMENGO	M	50	A	40	B	38	B	44	A	40	B	212	42	A	5	1494.5
5	VANKEVA HASSAN SIMKONDA	M	45	A	47	A	37	B	44	A	39	B	212	42	A	5	1494.5
6	CAREEN CASSIAN MAHUNDI	F	46	A	40	B	46	A	48	A	32	B	212	42	A	5	1494.5
7	DANIEL DAUDI MLUNGU	M	45	A	41	A	33	B	45	A	42	A	206	41	A	7	1909.5
8	ASHA MFAUME KILANGI	F	34	B	44	A	44	A	46	A	35	B	203	41	A	8	2104.5
9	ANGEL ANDREAS KALINGA	F	41	A	47	A	39	B	42	A	32	B	201	40	B	9	2242
10	ANGEL ZEPHANIA KILAULA	F	37	B	45	A	41	A	40	B	35	B	198	40	B	10	2436
11	GRACE MICHAEL SANGA	F	41	A	46	A	38	B	39	B	31	B	195	39	B	11	2614.5
12	DORAH JOSEPH MWAKYUSA	F	32	B	44	A	43	A	44	A	31	B	194	39	B	12	2672
13	DIOUF JOEL NGATALA	M	27	C	45	A	40	B	39	B	33	B	184	37	B	13	3221
14	JACKLINE JAMES MWAKAJWANGA	F	35	B	43	A	35	B	40	B	30	C	183	37	B	14	3271
15	ESTHER STEVEN SHEMWETA	F	30	C	41	A	40	B	36	B	35	B	182	36	B	15	3323
16	MIRIAM ALFAN MAHANYU	F	29	C	42	A	37	B	40	B	31	B	179	36	B	16	3471.5
17	ELEKYA GIBSON NALAILA	F	37	B	38	B	36	B	38	B	29	C	178	36	B	17	3513.5
18	LAVINA USWEGE MWAKIBINGA	F	30	C	38	B	40	B	37	B	30	C	175	35	B	18	3651.5
19	MOHAMED ANWARY MOHAMED	M	27	C	39	B	40	B	40	B	28	C	174	35	B	19	3698.5
20	MARIAM ISAC NTOBHANGA	F	26	C	43	A	36	B	39	B	26	C	170	34	B	20	3872.5
21	ESTHER MOSES MWAKYELU	F	24	C	41	A	37	B	32	B	31	B	165	33	B	21	4069.5
22	NEEMA MARCUS CHENGULA	F	26	C	35	B	33	B	38	B	26	C	158	32	B	22	4327.5
23	BLESS GILBERT KAMPOLOLO	F	23	C	39	B	37	B	33	B	25	C	157	31	B	23	4359
24	GISTONY GEOFRY NGOMALE	M	26	C	41	A	32	B	24	C	32	B	155	31	B	24	4427
25	ANGEL PETER HAULE	F	27	C	40	B	29	C	34	B	23	C	153	31	B	25	4499.5

INDEX	NAME	SEX	MATHEMATICS		KISWAHILI		ENGLISH		SCIENCE		SOCIAL STUDIES		TOTAL	AVERAGE	OVR GRADE	SCH POSITION	OVERALL POSITION
26	MOHAMED FAREED MOHAMED	M	15	D	34	B	41	A	34	B	19	D	143	29	C	26	4803
27	RICHARD EDWARD PETRO	M	22	C	36	B	33	B	24	C	27	C	142	28	C	27	4829
28	FELIX AHADI SANGA	M	21	C	37	B	26	C	18	D	26	C	128	26	C	28	5093.5
29	ANTONETA SUNDAY CHALAMILA	F	21	C	35	B	31	B	26	C	12	D	125	25	C	29	5139.5